

Ionic Framework for Developing Metal

by Lppm 2022

Submission date: 06-Sep-2022 08:56AM (UTC+0700)

Submission ID: 1893363732

File name: c_Framework_for_Developing_Metal_Industry_Information_System.PDF (595.61K)

Word count: 3214

Character count: 16872



ISSN: 2350-0328

**International Journal of Advanced Research in Science,
Engineering and Technology**

Vol. 8, Issue 9, September 2021

Ionic Framework for Developing Metal Industry Information System

Yunus Anis, Sri Mulyani, Budi Hartono, AkhadiahApriliani

Faculty of Information Technology, Stikubank University, Semarang, Indonesia

ABSTRACT: PT Tri SinarPurnama is a metal foundry company that manufactures pipe joints and other products from malleable metal. The research conducted found problems at the time of delivery and checking of goods was done manually, namely the operator checking the suitability of the type and number of goods with the existing packing list. This manual checking obstacle will be overcome by creating an information system for checking goods with an Android-based QR code scan application using the Ionic framework. The results of the system design carried out are able to overcome existing problems so as to facilitate the performance of the operator is checking the goods to be sent to the customer. The application that is built can also inform whether the goods are appropriate or not according to the packing list so that checking the goods is more accurate.

KEYWORDS : ionic, information system, qr code

I. INTRODUCTION

PT Tri SinarPurnama is a metal foundry company in Semarang, Central Java that was founded in 1983, producing pipe joints and other malleable metal products with a workforce of around 1500 people. Pipe joint products are exported to more than 20 countries and are the largest malleable pipe joint manufacturer in Indonesia. PT Tri SinarPurnama is a technology-based company where all transaction activities are backed up by a system. Starting from incoming goods to the production process, a program has been provided where the administration department can update data automatically. The problem that arises is that during the shipping process, the process of checking the goods is done manually, namely the operator checks the suitability of the type and number of goods with the existing packing list. Obstacles in checking manually allow the operator to see the wrong type and size of goods, as well as errors in calculating the number of goods according to the packing list.

II. RELATED WORK

According to a result experiments, calculations were carried out to determine the degree of metal extraction from metallurgical wastewater production. The results are obtained by using a mathematical formula between parameters and functions [1]. The research entitled "Student Attendance System using a mobile QR code" aims to minimize fraud in filling out student attendance lists, streamline the time of Widyatama University students and employees, and reduce errors in student data verification. The system development method used is the waterfall. While the system used is mysql, CSS, Android SDK, Cordova[2]. Another study with the theme "Contact sharing application using QR code for android smartphone" was conducted at PGRI University Yogyakarta. This study develops an application that is expected to simplify the process of sharing contacts and speed up time efficiency used with a reliable android smartphone. The system development method used is a prototype. While the system used is PHP, HTML, CSS, Android SDK, mysql, and Cordova [3]. The next research is entitled "Utilization of QR Code Scanner for Data Viewer Application of Exhibition Collection at Sonobudoyo State Museum Based on Android". The Sonobudoyo State Museum is a unit of the Regional Technical Implementation Office of the Yogyakarta Province Culture Service. Inside the museum, there is already a museum collection management system but only certain people can access the system. Therefore, an application is needed to display information on exhibition collection objects so that visitors get more detailed information about exhibition collection objects. The method used in this research is the prototype method. While the system used is ADT, DVM, Android SDK, XML, SQLite, JSON [4].

The purpose of this study is to develop an information system for checking goods to be sent with an Android-based QR code scan application using the Ionic framework. QR code (Quick Response) is a form of evaluation of the barcode that

we usually see on a product. The QR code is in the form of a black square line shaped like a barcode but with a more compact appearance.

The results of this study are expected to help PT. Tri SinarPurnama to scan the process of checking goods to be sent both export and locally in very large quantities which are currently still being done manually and there is a risk of miscalculation due to the large number of goods to be sent.

III. METHODOLOGY

The Waterfall method is a process of activities from specification, development, validation, and evolution and represents them as separate processes such as requirements specification, software design, implementation, testing, and so on [5].

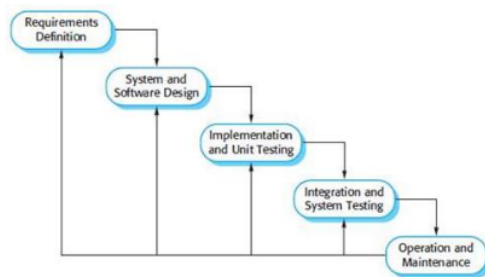


Fig.1. Waterfall Method

The following is an explanation of the stages carried out in the waterfall model as follows :

A. Requirements Definition

In this stage, the service requirements, limitations, and system objectives are defined through consultation with system users so that a search and collection of requirements is carried out in accordance with the system specifications from the user. At this stage also determine the right type of system and can answer problems in the design of the information system scan check goods at PT. Tri SinarPurnama Semarang.

From the results of discussions with the management, several problems were found as follows:

- 1) During the delivery process and the checking of goods is done manually, the operator checks the suitability of the type and quantity of goods with the existing packing list.
- 2) Manual checking constraints allow operators to see the wrong type and size of goods, as well as errors in calculating the number of goods according to the packing list.
- 3) Cases often arise where there is a discrepancy between stock data and physical data of goods, which indicates that the goods sent are not appropriate. This often results in complaints from customers.

From the problems above, an analysis of the previously running manual system was carried out, then the design of an information system for scanning goods checks was carried out using the Ionic framework. The analysis can be seen in table 1 below:

Table 1. Analysis of the running system

| No. | Problem | Solution |
|-----|--|---|
| 1. | The process of sending and checking the goods is done manually, namely, the operator checks the suitability of the type and number of goods with the existing packing list. | Designing an information system for scanning goods checks so that the delivery process and checking goods can be done automatically through the method of scanning goods using a QR code. |
| 2. | Obstacles in checking manually allow the operator to see the wrong type and size of goods, as well as errors in calculating the number of goods according to the packing list. | By using the goods check scan information system, the manual process will be replaced by an automatic process using the scanned goods check method with a QR code. |
| 3. | Cases often arise where there is a discrepancy | Stock data and physical data of goods will |

| | |
|--|---|
| <p>between stock data and physical goods data indicating that the goods sent are not appropriate. This often results in complaints from customers.</p> | <p>automatically appear as a report for checking goods data because since the initial process a scan of goods checks has been carried out using a QR code system.</p> |
|--|---|

7 B. System and Software Design

At this stage, the process of allocating the needs of both system hardware and software is carried out by forming the overall system architecture. The design identifies and describes the underlying system abstraction relationships. The activities carried out include designing systems using DFD, ERD, database design, and system interface design. From the analysis carried out the software needed to design an information system for scanning goods checks is shown in table 2 below:

Table 2. System Development Software Requirements

| No. | Device Type | Device Name |
|-----|----------------------|--|
| 1. | Operating System | Microsoft Window 732 Bit |
| 2. | Web Server | Apache(2.2.4) |
| 3. | Database Server | MySQL(5.1) |
| 4. | Web Browser | Mozilla Firefox60.0.1 |
| 5. | Language Programming | HTML, PHP, JavaScript |
| 6. | Support Apps | MobileApps, QR Code Generator, Cordova barcode scanner, and Sistem Android |

The hardware needed in the development of a web-based tour package reservation information system at PT. Tri SinarPurnama Semarang, namely:

- 1) Processor Intel (R) Celeron (R) 2957U @ 1.40GHz 1.40GHz
- 2) Memory (RAM) 2 GB
- 3) 14" LCD Monitor
- 4) Android phones

After analyzing the software and hardware requirements, the next step is to design a system using DFD, ERD, and database design on the interface to be built. A Context diagram is a data flow that serves to describe the linkage of flows in data between the system and the outside. Context Diagram can be seen in Figure 2 below:

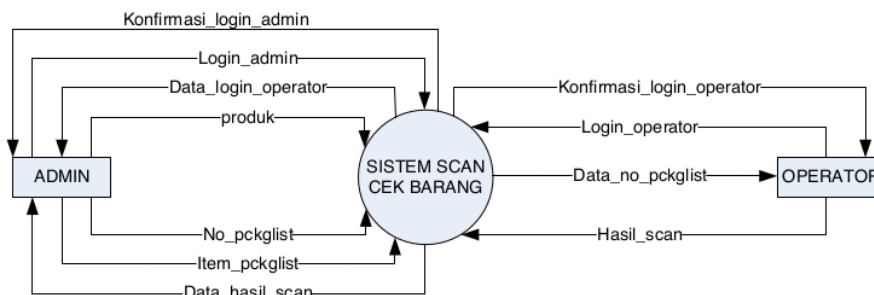


Fig.2. Context Diagram

ERD is used in building a database to describe the relationship or relationship of two files or two tables more systematically. ERD consists of 2 main components, namely entities and relationships. The two components are further described through attributes. The ERD diagram can be seen in Figure 3 below:

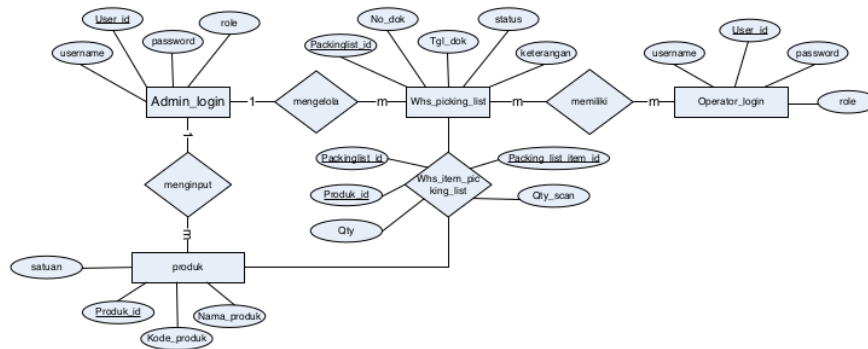


Fig.3. Entity Relational Diagram

Database design is the next stage after the ER diagram design appears. The database is a piece of dynamic information as a place to store data for processing. Database design can be accessed properly by a system [6].

C. Implementation and Unit Testing

This stage is part of realizing software design as a series of programs or program units. Then unit testing is carried out to verify that each unit has been met according to specifications or not. Design and build a scanned goods information system at PT. Tri SinarPurnama using the waterfall method is implemented through the stages of interface design in web page format starting from the login page which is divided into 2 (two) access rights, namely admin and user/operator. The implementation of this software design is built using the Ionic framework.

Ionic Framework is an open-source software development kit used in creating hybrid mobile applications. Built using AngularJS and Apache Cordova. Ionic provides users with all the components, tools, and functions used in the development of native mobile software development tools (SDKs). Developers can design their Apps using the tools and sample code provided by the framework documentation and website help. That installation requires NodeJS and npm which is the built-in package manager for NodeJS, regardless of Windows, Linux, or Macintosh environment. Ionic is a much better platform to use for designing and building apps, because native apps are platform-specific, have their own development tools, are very time-consuming and expensive too. The Ionic framework is devoted to building hybrid mobile applications with HTML5, CSS, and AngularJS. Ionic uses Node.js SASS, AngularJS as its engine. Ionic is equipped with CSS components such as buttons, lists, cards, forms, grids, tabs, and many more. So Ionic is a web technology that can be used to create a mobile application. Because it's a hybrid, the application is only created once but can be released on more than 1 platform aka cross-platform [7].

AngularJS is the next iteration of the AngularJS Framework. AngularJS Framework promises better performance and uses the Typescript programming language for secure programming. While Apache Cordova allows developers to create mobile applications using JavaScript, CSS, and HTML instead of using platform-specific application programming interfaces (APIs) such as those on iOS, Android, or Windows Phone. The other side is platform-independent, using HTML, CSS, and JavaScript. The build process is quite fast and developers have direct API access with Cordova.[7].

D. Integration and System Testing

The implementation is the result of the design that has been done previously and then the integration and evaluation of the system are carried out. System testing is done using the BlackBox method, which is an approach to be able to test every function in a program so that it can run properly. Black box testing is specifically designed to find errors by testing the software interface. The purpose of this test is to determine the usability of the software that has been made by checking whether the input is well received, and the output results are in accordance with what is expected and



ensure that the software that has been developed has the quality and is in accordance with what was previously designed, namely by presenting the main study of the specifications, design analysis, and coding of the software itself [8].

E. Operations and Maintenance

At this stage, the system is installed and put into practical use. The maintenance phase is carried out by correcting errors that are not found in the early stages of each cycle, in order to improve the implementation of system units and improve system services. At this stage, the system that has been handed over to the user to be prepared and operated as well as maintenance is carried out to make corrections if there are errors or deficiencies.

IV. USER INTERFACE

Admin Login Page. The Admin login page is an implementation of the interface design which contains a header where the admin inputs the username and password. The admin login page can be seen in Figure 4 below :



Fig.4. Admin Login Page

Admin Page. The admin page contains a view of the data that will be worked on, those that are running, and those that have been completed. Admin can input packing list data to be done by pressing the (+) button in the upper right corner. The admin login page can be seen in Figure 6 below :

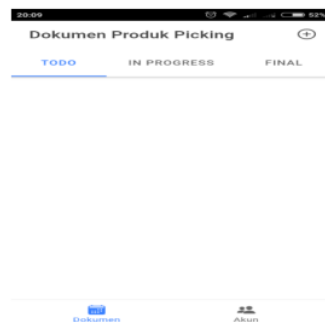


Fig.5. Admin Page



Add Packing List page. On the Add Packing List page, the admin can create a new packing list data by adding products by pressing the (+) button in the upper right corner. The page for adding a packing list can be seen in Figure 7 below :

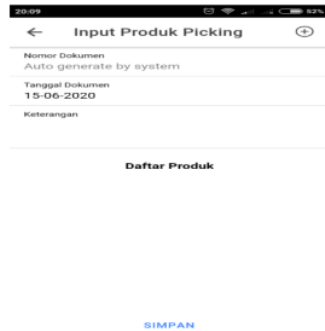


Fig.6. Add Packing List page

Add Product Page. The Add Product page is a continuation of the Add Packing List page. On this page, the admin can add products contained in the database. This product is the content or item in the packing list. The product adds page can be seen in Figure 8 below :

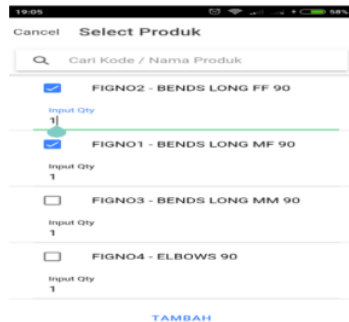


Fig.7. Add Product Page

Packing List Details page. This page contains the product items on the packing list. The packing list detail page can be seen in Figure 9 below :



Fig.8.. Packing List Details Page

Product Scan Page. The product scan page contains instructions to point the camera at the barcode contained on the cardboard sticker of the goods. Automatically if the scan process is successful and fulfills the contents of the packing list, the number of scan results will increase. The product scan page can be seen in Figure 10 below:


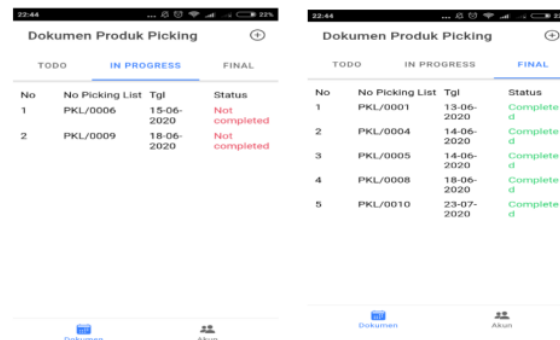


Fig.9. Product Scan Page

In Progress and Final Data Pages. This page contains packing lists that have not been fulfilled and which have been completed by the operator. If the quantity has been met, then the data can be completed and enter on this page. The final data page can be seen in Figure 11 below :



| Dokumen Produk Picking | | | |
|------------------------|-----------------|-------------|---------------|
| | TODD | IN PROGRESS | FINAL |
| No | No Picking List | Tgl | Status |
| 1 | PKL/0006 | 15-06-2020 | Not completed |
| 2 | PKL/0009 | 18-06-2020 | Not completed |

| Dokumen Produk Picking | | | |
|------------------------|-----------------|-------------|-----------|
| | TODD | IN PROGRESS | FINAL |
| No | No Picking List | Tgl | Status |
| 1 | PKL/0001 | 13-06-2020 | Completed |
| 2 | PKL/0004 | 14-06-2020 | Completed |
| 3 | PKL/0005 | 14-06-2020 | Completed |
| 4 | PKL/0008 | 18-06-2020 | Completed |
| 5 | PKL/0010 | 23-07-2020 | Completed |

Fig.10. In Progress and Final Date Pages

V. CONCLUSION

Based on the waterfall stages using the Ionic framework on the information system scan check goods at PT. Tri SinarPurnama Semarang, has produced a system that makes it easier for operators to check goods to be sent to customers. This is proven by the following achievements:

- The operator no longer checks the goods manually by looking at the packing list paper, but only selects the packing list number in the application on the provided android cellphone and checks by pointing the cellphone camera at the QR code sticker found on the goods box. The way the system reads the packing list is by entering the packing list data into the database which is used as a reference for the process of scanning goods.
- This Android-based PT Tri SinarPurnama Semarang Goods Check System application can inform whether the goods are suitable or not according to the packing list. So, checking the goods will be more accurate. In addition, if the goods



ISSN: 2350-0328

**International Journal of Advanced Research in Science,
Engineering and Technology**

Vol. 8, Issue 9, September 2021

do not meet the amount on the packing list that has been made, then the process of scanning the goods on the system cannot be completed.

REFERENCES

- [1] D. Of et al., "Identification of Regularities of Metal Extraction When Ozonizing Waste Waters of Metallurgical Production by the Least Square Method," April, 2020.
- [2] A. Purnama, "Sistem Absensi Mahasiswa Menggunakan Mobile Qr Code (Studi Kasus Universitas Widyatama)," 2014, [Online]. Available: <https://repository.widyatama.ac.id/xmlui/bitstream/handle/123456789/4675/Cover.pdf>.
- [3] A. Prasetya, "Aplikasi Berbagi Kontak Menggunakan QR Code," J. Sarj. Tek. Inform., p. 2016, 2016.
- [4] F. HASAN, "PEMANFAATAN QR CODE SCANNER UNTUK APLIKASI PENAMPIL DATA KOLEKSI PAMER DI MUSEUM NEGERI SONOBUDOYO BERBASIS ANDROID," SKRIPSI, vol. 151, pp. 10–17, 2015, [Online]. Available: <https://digilib.uin-suka.ac.id/id/eprint/15749/1/BAB%20VII%20DAFTAR%20PUSTAKA.pdf>.
- [5] O. Galkina and V. Yachenko, "Application of iterative software development methodologies for reducing service quality gaps," Proc. 2014 IEEE North West Russ. Young Res. Electr. Electron. Eng. Conf. ElConRusNW 2014, pp. 36–37, 2014, doi: 10.1109/ElConRusNW.2014.6839195.
- [6] P. Yu, H. W. Hu, and Z. Nan, "Design and implementation of a MySQL database backup and recovery system," Proc. World Congr. Intell. Control Autom., vol. 2015-March, no. March, pp. 5410–5415, 2015, doi: 10.1109/WCICA.2014.7053638.
- [7] M. Suhaidi, N. Nurhadi, and L. Latip, "Penerapan Framework Ionic Dalam Perancangan Aplikasi E-Concept Sebagai Alat Terukur Dalam Perekrutan Simpatisan Pemilikada," Sebatik, vol. 24, no. 2, pp. 253–258, 2020, doi: 10.46984/sebatik.v24i2.1135.
- [8] D. Wang, Y. Li, L. Wang, and B. Gong, "Neural Networks Are More Productive Teachers Than Human Raters: Active Mixup for Data-Efficient Knowledge Distillation from a Blackbox Model," Proc. IEEE Comput. Soc. Conf. Comput. Vis. Pattern Recognit., pp. 1495–1504, 2020, doi: 10.1109/CVPR42600.2020.00157.

Ionic Framework for Developing Metal

ORIGINALITY REPORT

16%

SIMILARITY INDEX

13%

INTERNET SOURCES

8%

PUBLICATIONS

10%

STUDENT PAPERS

PRIMARY SOURCES

| | | |
|---|---|----|
| 1 | www.ijarset.com Internet Source | 4% |
| 2 | media.neliti.com Internet Source | 3% |
| 3 | Submitted to Universitas Jember Student Paper | 2% |
| 4 | Gusti Pangestu, Ahmad Afif Supianto, Fitri Utaminingrum. "Food Recipe Finder Mobile Applications Based On Similarity Of Materials", 2018 International Conference on Sustainable Information Engineering and Technology (SIET), 2018 Publication | 2% |
| 5 | Pratiwi Kartika Sari, Muhasidah, Fitriani, Kisno et al. "A Need Analysis of Innovation In Educational Technology to Increase The Quality of Website Learning In Industrial Revolution Era 4.0 Using Waterfall Method", Journal of Physics: Conference Series, 2019 Publication | 1% |

6

stmik-budidarma.ac.id

Internet Source

1 %

7

Hetty Ismainar, Rika Melyanti, Yulisman, Suandi Daulay, Yuda Irawan, Rian Ordila. "Management Information System for Lancang Kuning Hospital Dompot Dhuafa Pekanbaru Using Codeigniter Framework", Journal of Physics: Conference Series, 2021

Publication

1 %

8

Submitted to University of Mauritius

Student Paper

1 %

Exclude quotes On

Exclude matches < 1%

Exclude bibliography On